

Signify Classified - Internal
Cooper Lighting Solutions Photometric Lab
1121 Highway 74 South
Peachtree City, GA 30269



Scaled data based on original data using
LM-79-08 Approved Method: Electrical and Photometric Measurements of Solid-
State Lighting Products

Test Report Prepared for
Cooper Lighting Solutions
(formerly Eaton)

Brand: McGRAW-EDISON

Report Number: P438795

Luminaire Tested: **IST-SA1E-830-U-SLR-HSS**

Issue Date: 12/10/2020

Test Information

Test Method: LM-79-08
Report Number: P438795
TEST IS SCALED FROM IESNA LM-79-08 TEST DATA (G3-2011-074-23)
Test Lab: INNOVATION CENTER
Issue Date: 12/10/2020
Manufacturer: COOPER LIGHTING SOLUTIONS (FORMERLY EATON)
Product Line: McGRAW-EDISON
Catalog Number: IST-SA1E-830-U-SLR-HSS
Description: IMPACT ELITE LED TRAPEZOID LUMINAIRE
(1) 80 CRI, 3000K, 1050mA LIGHTSQUARE WITH 16 LEDS AND SPILL LIGHT
ELIMINATOR RIGHT OPTICS WITH HOUSE SIDE SHIELD
Light Source: -
Ballast/Driver: ELECTRONIC DRIVER

Summary

Lumens per Lamp: N/A
Luminaire Lumens: 4251 lumens
Efficiency: N/A
Efficacy: 73.0 lumens/watt
Luminous Opening: Rectangular (W 0.5' x L: 0.5' x H: 0')
IES Classification: Type IV - Short
BUG Rating: B1 - U0 - G1

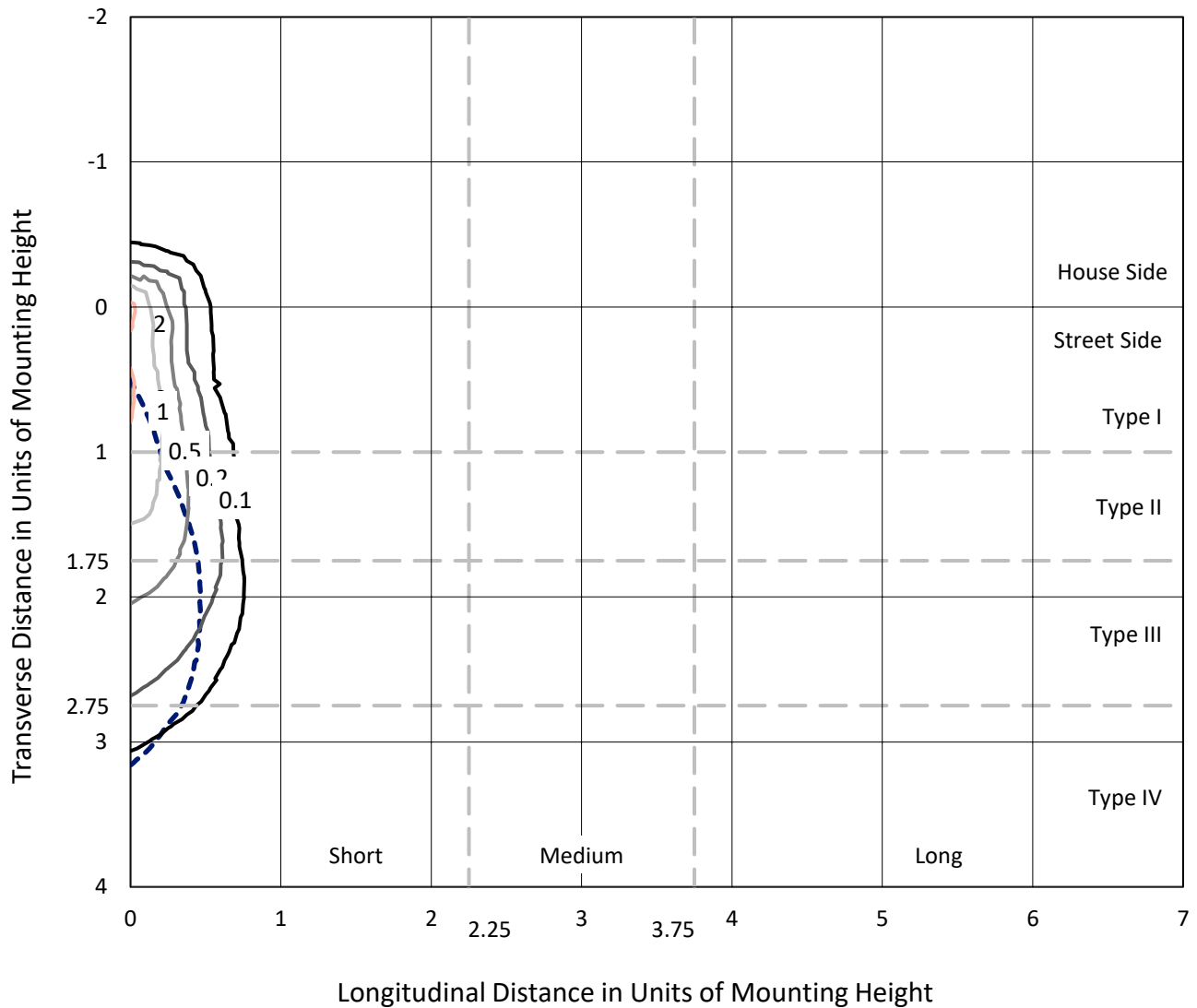
Input Watts (W): 58.2
Input Voltage (V): NR
Input Current (Ain): NR
Voltage Rise (V): NR
Power Factor: NR
Total Harmonic Distortion (THDi): NR
Frequency (hertz): 60
Stabilization Time: NR
Operation Time: NR
Ambient Temperature (°C): NR
Test Distance: 28.75 FT



REPORT NUMBER: P438795
 CATALOG NUMBER: IST-SA1E-830-U-SLR-HSS

Iso-Footcandle Lines of Horizontal Illumination

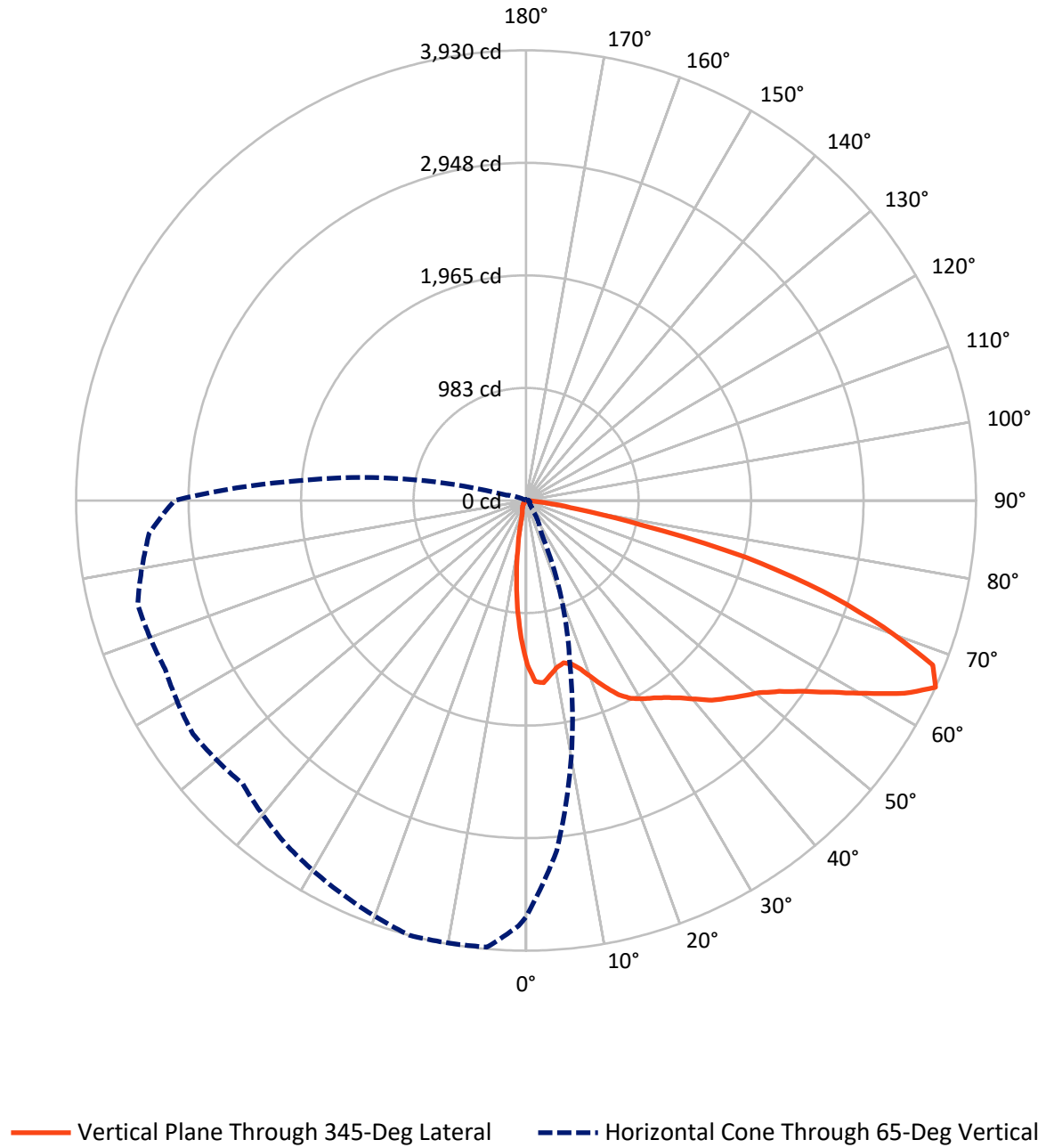
× Max cd
 - - - 1/2 Max cd



Based on 25 foot mounting height. Maximum calculated value = 2.3 fc
 Type IV - Short - N/A

REPORT NUMBER: P438795
CATALOG NUMBER: IST-SA1E-830-U-SLR-HSS

Luminous Intensity Polar Plot



REPORT NUMBER: P438795

CATALOG NUMBER: IST-SA1E-830-U-SLR-HSS

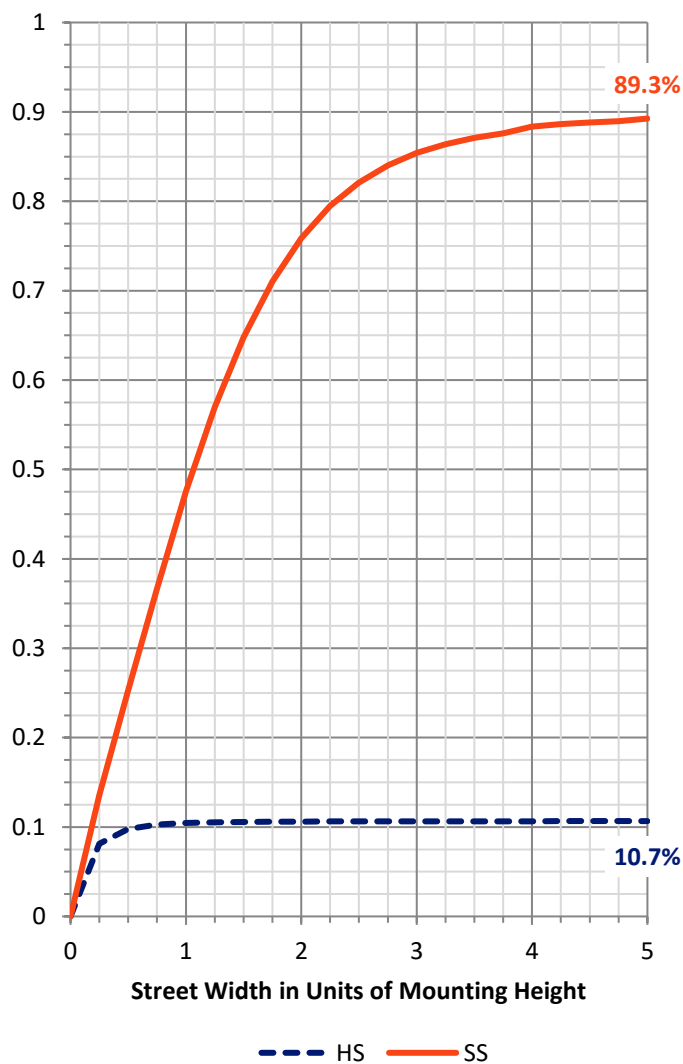
FLUX DISTRIBUTION:

		Downward	Upward	Total
House Side	Lumens	458.3	0.0	458.3
	% Fixture	10.8	0.0	10.8
Street Side	Lumens	3792.7	0.0	3792.7
	% Fixture	89.2	0.0	89.2
Total	Lumens	4251.0	0.0	4251.0
	% Fixture	100.0	0.0	100.0

ZONAL LUMENS:

Zone	Lumens	% Fixture
0°-10°	106.5	2.5
10°-20°	207.3	4.9
20°-30°	302.3	7.1
30°-40°	449.3	10.6
40°-50°	658.7	15.5
50°-60°	947.9	22.3
60°-70°	1063.4	25.0
70°-80°	466.5	11.0
80°-90°	49.1	1.2
90°-100°	0.0	0.0
100°-110°	0.0	0.0
110°-120°	0.0	0.0
120°-130°	0.0	0.0
130°-140°	0.0	0.0
140°-150°	0.0	0.0
150°-160°	0.0	0.0
160°-170°	0.0	0.0
170°-180°	0.0	0.0
0°-90°	4251.0	100.0
0°-180°	4251.0	100.0

Coefficient of Utilization



REPORT NUMBER: P438795

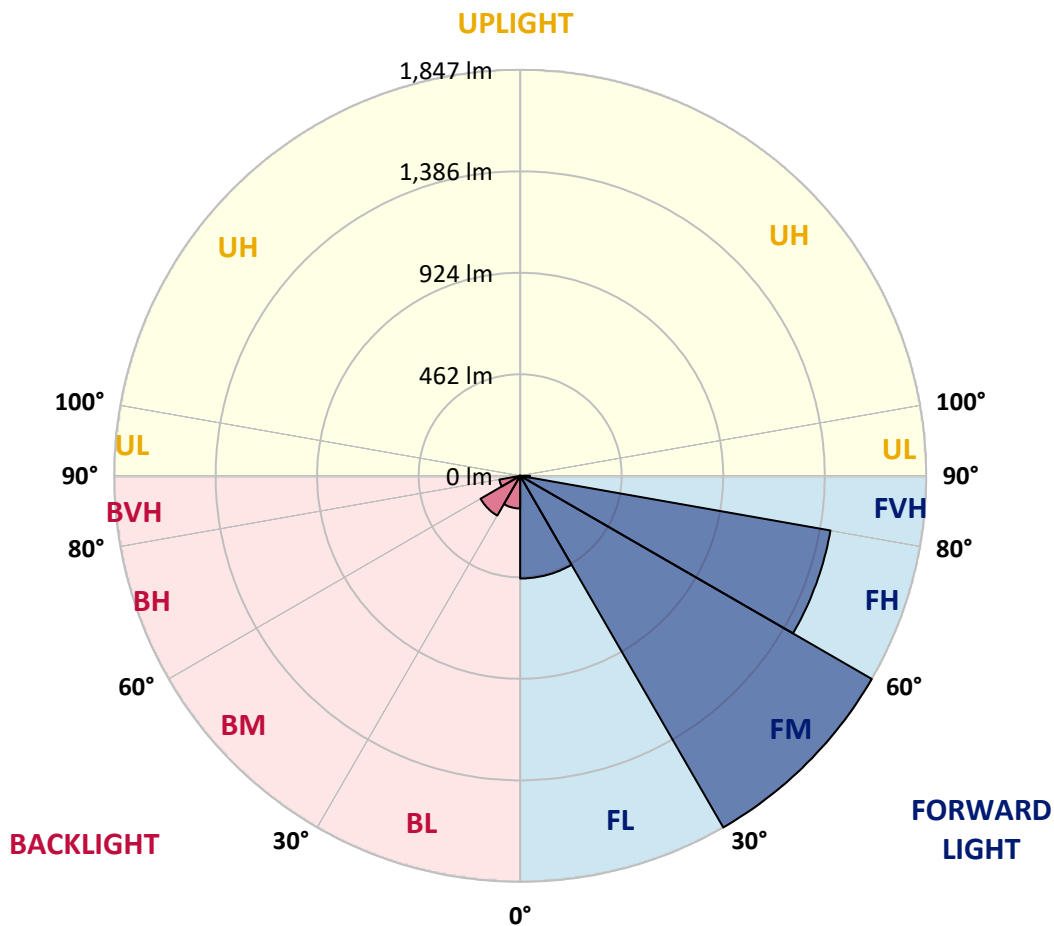
CATALOG NUMBER: IST-SA1E-830-U-SLR-HSS

LUMINAIRE CLASSIFICATION SYSTEM LUMEN TABLE AND BUG RATING:

Zone	Lumens	% Fixture	Zone Rating/Lumen Limit		
			B	U	G
FL (0°-30°)	467.4	11.0			
FM (30°-60°)	1847.4	43.5			
FH (60°-80°)	1433.6	33.7			G1/1800
FVH (80°-90°)	44.3	1.0			G1/100
BL (0°-30°)	148.6	3.5	B1/500		
BM (30°-60°)	208.6	4.9	B0/220		
BH (60°-80°)	96.3	2.3	B0/110		G0/110
BVH (80°-90°)	4.8	0.1			G0/10
UL (90°-100°)	0.0	0.0		U0/0	
UH (100°-180°)	0.0	0.0		U0/0	

BUG Rating: B1-U0-G1

Type IV Short





REPORT NUMBER: P438795
 CATALOG NUMBER: IST-SA1E-830-U-SLR-HSS

CANDELA DISTRIBUTION (FULL):

	0°	1°	5°	15°	25°	35°	45°	55°	65°	75°	85°
0°	1434.6	1434.6	1434.6	1434.6	1434.6	1434.6	1434.6	1434.6	1434.6	1434.6	1434.6
2.5°	1518.3	1518.3	1495.8	1442.8	1393.8	1334.6	1302.0	1271.3	1238.7	1216.2	1181.6
5°	1446.8	1432.6	1399.9	1302.0	1197.9	1128.5	1075.4	981.6	936.7	904.0	889.7
7.5°	1328.5	1320.3	1267.3	1153.0	1028.5	916.3	844.8	767.3	706.1	681.6	638.7
10°	1246.9	1238.7	1171.4	1016.3	871.4	789.7	732.6	677.5	618.3	559.1	514.3
12.5°	1206.0	1189.7	1124.4	948.9	824.4	744.8	679.5	612.2	538.7	473.4	420.4
15°	1216.2	1189.7	1116.3	936.7	789.7	691.8	608.1	510.2	436.7	359.2	310.2
17.5°	1287.7	1259.1	1169.3	946.9	744.8	620.4	510.2	400.0	302.0	230.6	206.1
20°	1420.3	1389.7	1267.3	969.3	716.3	548.9	393.9	275.5	200.0	167.3	153.1
22.5°	1589.7	1548.9	1404.0	1006.1	683.6	477.5	297.9	195.9	153.1	132.6	122.4
25°	1767.2	1726.4	1565.2	1061.2	663.2	416.3	230.6	153.1	124.5	112.2	106.1
27.5°	1928.4	1877.4	1710.1	1142.8	638.7	361.2	191.8	132.6	112.2	98.0	93.9
30°	2075.4	2016.2	1855.0	1212.2	604.0	312.2	165.3	122.4	104.1	91.8	85.7
32.5°	2199.9	2152.9	1973.3	1261.1	575.5	285.7	146.9	108.2	89.8	79.6	75.5
35°	2348.8	2303.9	2087.6	1302.0	557.1	273.5	134.7	102.0	83.7	73.5	65.3
37.5°	2550.9	2485.5	2214.1	1338.7	536.7	263.2	124.5	95.9	79.6	67.3	61.2
40°	2732.5	2661.0	2361.1	1365.2	526.5	255.1	122.4	91.8	75.5	63.3	57.1
42.5°	2893.7	2828.4	2479.4	1375.4	518.3	240.8	120.4	89.8	75.5	61.2	53.1
45°	2995.7	2936.5	2620.2	1401.9	518.3	230.6	112.2	89.8	73.5	59.2	51.0
47.5°	3089.6	3032.5	2742.7	1430.5	510.2	222.4	102.0	98.0	73.5	57.1	46.9
50°	3226.3	3181.4	2897.8	1516.2	495.9	210.2	91.8	95.9	75.5	55.1	46.9
52.5°	3399.8	3379.4	3126.3	1632.5	475.5	187.7	81.6	89.8	75.5	53.1	44.9
55°	3591.6	3583.4	3365.1	1738.7	451.0	161.2	75.5	81.6	73.5	49.0	40.8
57.5°	3707.9	3707.9	3520.2	1797.8	430.6	128.6	67.3	67.3	71.4	44.9	36.7
60°	3750.8	3705.9	3501.8	1791.7	395.9	106.1	61.2	55.1	75.5	38.8	32.7
62.5°	3746.7	3648.7	3330.4	1693.8	349.0	98.0	53.1	46.9	55.1	34.7	28.6
65°	3636.5	3518.1	3069.2	1475.4	314.3	98.0	44.9	38.8	36.7	30.6	22.4
67.5°	3332.4	3261.0	2687.6	1250.9	289.8	98.0	38.8	32.7	28.6	24.5	20.4
70°	2830.4	2736.6	2165.2	965.2	271.4	98.0	32.7	28.6	26.5	20.4	16.3
72.5°	1844.8	1791.7	1324.4	663.2	222.4	95.9	28.6	26.5	24.5	18.4	14.3
75°	1004.0	928.5	728.5	236.7	159.2	69.4	24.5	22.4	18.4	16.3	12.2
77.5°	434.7	418.3	371.4	63.3	46.9	20.4	14.3	14.3	12.2	12.2	8.2
80°	57.1	42.9	49.0	18.4	16.3	10.2	8.2	6.1	6.1	6.1	4.1
82.5°	2.0	2.0	0.0	2.0	6.1	4.1	0.0	0.0	2.0	2.0	2.0
85°	0.0	0.0	0.0	0.0	0.0	0.0	0.0	0.0	0.0	0.0	0.0
87.5°	0.0	0.0	0.0	0.0	0.0	0.0	0.0	0.0	0.0	0.0	0.0
90°	0.0	0.0	0.0	0.0	0.0	0.0	0.0	0.0	0.0	0.0	0.0



REPORT NUMBER: P438795
 CATALOG NUMBER: IST-SA1E-830-U-SLR-HSS

CANDELA DISTRIBUTION (continued):

	90°	95°	105°	115°	125°	135°	145°	155°	165°	175°	180°
0°	1434.6	1434.6	1434.6	1434.6	1434.6	1434.6	1434.6	1434.6	1434.6	1434.6	1434.6
2.5°	1197.9	1173.4	1155.0	1155.0	1179.5	1165.2	1181.6	1171.4	1199.9	1214.2	1210.1
5°	859.1	869.3	859.1	875.5	902.0	916.3	924.4	944.8	942.8	951.0	965.2
7.5°	622.4	622.4	626.5	622.4	646.9	673.4	687.7	681.6	677.5	669.3	683.6
10°	500.0	477.5	451.0	451.0	455.1	469.4	471.4	461.2	446.9	420.4	428.5
12.5°	391.8	375.5	359.2	324.5	322.4	314.3	312.2	283.7	261.2	253.0	253.0
15°	287.7	277.5	259.2	242.8	226.5	218.4	204.1	169.4	146.9	144.9	146.9
17.5°	191.8	185.7	179.6	179.6	173.5	159.2	144.9	122.4	112.2	108.2	110.2
20°	142.8	140.8	134.7	136.7	136.7	124.5	110.2	100.0	95.9	95.9	98.0
22.5°	118.4	116.3	110.2	110.2	110.2	104.1	93.9	87.7	85.7	85.7	85.7
25°	102.0	100.0	95.9	93.9	93.9	89.8	81.6	77.5	75.5	75.5	75.5
27.5°	91.8	89.8	85.7	81.6	81.6	77.5	73.5	67.3	67.3	67.3	67.3
30°	81.6	79.6	77.5	73.5	71.4	67.3	63.3	61.2	59.2	59.2	59.2
32.5°	73.5	71.4	69.4	67.3	63.3	59.2	55.1	53.1	51.0	51.0	51.0
35°	63.3	59.2	57.1	59.2	57.1	51.0	49.0	44.9	42.9	42.9	42.9
37.5°	57.1	53.1	49.0	46.9	46.9	46.9	42.9	38.8	36.7	34.7	36.7
40°	53.1	49.0	44.9	40.8	38.8	40.8	36.7	32.7	30.6	28.6	30.6
42.5°	49.0	44.9	38.8	34.7	30.6	34.7	30.6	26.5	24.5	22.4	24.5
45°	46.9	42.9	36.7	30.6	26.5	26.5	26.5	22.4	18.4	18.4	18.4
47.5°	44.9	40.8	32.7	26.5	22.4	20.4	20.4	16.3	14.3	12.2	12.2
50°	42.9	38.8	30.6	22.4	18.4	16.3	16.3	12.2	10.2	10.2	10.2
52.5°	40.8	36.7	28.6	20.4	16.3	12.2	10.2	8.2	8.2	6.1	6.1
55°	36.7	32.7	24.5	18.4	14.3	10.2	8.2	6.1	6.1	4.1	6.1
57.5°	34.7	30.6	22.4	16.3	12.2	8.2	6.1	4.1	4.1	4.1	4.1
60°	30.6	26.5	18.4	12.2	8.2	6.1	4.1	4.1	4.1	2.0	2.0
62.5°	24.5	22.4	16.3	10.2	6.1	4.1	2.0	2.0	2.0	2.0	2.0
65°	22.4	20.4	14.3	8.2	4.1	2.0	2.0	2.0	2.0	2.0	2.0
67.5°	18.4	16.3	10.2	6.1	2.0	2.0	0.0	2.0	2.0	0.0	0.0
70°	14.3	14.3	8.2	4.1	2.0	0.0	0.0	2.0	2.0	0.0	0.0
72.5°	12.2	12.2	8.2	2.0	0.0	0.0	0.0	2.0	2.0	2.0	0.0
75°	10.2	10.2	8.2	4.1	0.0	0.0	0.0	2.0	2.0	2.0	2.0
77.5°	8.2	6.1	4.1	2.0	0.0	0.0	0.0	2.0	2.0	2.0	2.0
80°	4.1	4.1	2.0	0.0	0.0	0.0	0.0	2.0	2.0	2.0	2.0
82.5°	2.0	2.0	0.0	0.0	0.0	0.0	0.0	2.0	4.1	4.1	2.0
85°	0.0	0.0	0.0	0.0	0.0	0.0	0.0	2.0	4.1	4.1	4.1
87.5°	0.0	0.0	0.0	0.0	0.0	0.0	2.0	4.1	4.1	4.1	4.1
90°	0.0	0.0	0.0	0.0	0.0	0.0	0.0	0.0	0.0	0.0	0.0



REPORT NUMBER: P438795
 CATALOG NUMBER: IST-SA1E-830-U-SLR-HSS

CANDELA DISTRIBUTION (continued):

	185°	195°	205°	215°	225°	235°	245°	255°	265°	270°	275°
0°	1434.6	1434.6	1434.6	1434.6	1434.6	1434.6	1434.6	1434.6	1434.6	1434.6	1434.6
2.5°	1220.3	1253.0	1289.7	1312.2	1361.1	1404.0	1455.0	1499.9	1553.0	1581.5	1591.7
5°	979.5	997.9	1044.8	1106.0	1161.1	1238.7	1328.5	1428.5	1536.6	1587.6	1624.4
7.5°	675.5	691.8	759.1	816.3	908.1	1008.1	1130.5	1267.3	1408.1	1479.5	1544.8
10°	440.8	463.2	520.4	600.0	716.3	838.7	963.2	1106.0	1269.3	1353.0	1440.7
12.5°	255.1	281.6	351.0	455.1	569.3	700.0	828.5	985.6	1167.3	1259.1	1348.9
15°	146.9	157.1	197.9	289.8	418.3	577.5	728.5	897.9	1110.1	1212.2	1318.3
17.5°	110.2	116.3	128.6	167.3	267.3	442.8	655.1	871.4	1116.3	1253.0	1346.8
20°	98.0	102.0	108.2	122.4	169.4	314.3	565.3	853.0	1175.4	1350.9	1465.2
22.5°	87.7	91.8	98.0	108.2	128.6	212.2	471.4	851.0	1273.4	1495.8	1624.4
25°	77.5	81.6	87.7	98.0	114.3	153.1	365.3	844.8	1395.8	1655.0	1816.2
27.5°	67.3	71.4	77.5	87.7	102.0	126.5	277.5	826.5	1542.8	1826.4	1997.8
30°	59.2	63.3	69.4	77.5	91.8	110.2	212.2	795.9	1669.3	1979.5	2120.3
32.5°	51.0	55.1	61.2	69.4	81.6	95.9	171.4	730.6	1767.2	2099.9	2220.3
35°	42.9	46.9	53.1	61.2	71.4	81.6	140.8	624.4	1867.2	2224.3	2340.7
37.5°	36.7	40.8	44.9	53.1	63.3	73.5	116.3	557.1	1940.7	2379.4	2493.7
40°	30.6	34.7	40.8	46.9	55.1	69.4	93.9	467.3	2014.2	2528.4	2634.5
42.5°	24.5	28.6	34.7	42.9	51.0	61.2	75.5	385.7	2087.6	2663.1	2763.1
45°	18.4	22.4	28.6	38.8	51.0	53.1	61.2	328.5	2106.0	2789.6	2875.3
47.5°	14.3	16.3	22.4	32.7	49.0	46.9	51.0	285.7	2140.7	2889.6	2985.5
50°	10.2	12.2	18.4	30.6	42.9	38.8	44.9	269.4	2189.6	2967.1	3018.2
52.5°	8.2	10.2	14.3	26.5	34.7	34.7	40.8	285.7	2252.9	3059.0	3101.8
55°	6.1	8.2	12.2	18.4	26.5	30.6	38.8	308.1	2375.4	3220.2	3212.0
57.5°	4.1	6.1	10.2	14.3	20.4	26.5	36.7	342.8	2499.8	3401.8	3410.0
60°	4.1	6.1	8.2	12.2	18.4	22.4	32.7	346.9	2479.4	3428.3	3548.7
62.5°	2.0	4.1	8.2	10.2	14.3	18.4	28.6	291.8	2283.5	3299.8	3475.3
65°	2.0	4.1	6.1	10.2	12.2	16.3	22.4	185.7	1987.6	3071.2	3303.9
67.5°	2.0	4.1	6.1	8.2	10.2	14.3	18.4	95.9	1685.6	2834.5	3059.0
70°	2.0	4.1	6.1	8.2	10.2	12.2	16.3	46.9	1277.5	2389.6	2679.4
72.5°	2.0	4.1	6.1	8.2	8.2	10.2	14.3	32.7	820.4	1795.8	2075.4
75°	2.0	4.1	4.1	6.1	8.2	10.2	12.2	22.4	530.6	1208.1	1573.4
77.5°	2.0	4.1	4.1	6.1	8.2	10.2	14.3	20.4	387.7	828.5	1087.7
80°	2.0	4.1	4.1	6.1	8.2	8.2	10.2	14.3	208.1	548.9	691.8
82.5°	4.1	4.1	6.1	6.1	6.1	8.2	10.2	10.2	108.2	351.0	467.3
85°	4.1	4.1	6.1	6.1	8.2	8.2	8.2	10.2	46.9	146.9	232.6
87.5°	4.1	6.1	6.1	6.1	8.2	8.2	8.2	8.2	6.1	8.2	8.2
90°	0.0	0.0	0.0	0.0	0.0	0.0	0.0	0.0	0.0	0.0	0.0



REPORT NUMBER: P438795

CATALOG NUMBER: IST-SA1E-830-U-SLR-HSS

CANDELA DISTRIBUTION (continued):

	285°	295°	305°	315°	325°	335°	345°	355°	359°	360°
0°	1434.6	1434.6	1434.6	1434.6	1434.6	1434.6	1434.6	1434.6	1434.6	1434.6
2.5°	1622.3	1648.9	1661.1	1650.9	1642.7	1618.3	1583.6	1548.9	1520.3	1518.3
5°	1708.0	1765.2	1810.1	1787.6	1757.0	1685.6	1597.9	1499.9	1463.2	1446.8
7.5°	1689.7	1814.2	1889.7	1869.3	1808.0	1673.4	1536.6	1408.1	1348.9	1328.5
10°	1606.0	1773.4	1873.3	1867.2	1810.1	1650.9	1481.5	1326.4	1263.2	1246.9
12.5°	1528.5	1693.8	1789.7	1793.8	1773.4	1626.4	1455.0	1289.7	1214.2	1206.0
15°	1487.7	1628.5	1685.6	1697.8	1706.0	1624.4	1479.5	1314.2	1234.6	1216.2
17.5°	1495.8	1563.2	1577.4	1567.2	1622.3	1626.4	1548.9	1399.9	1310.1	1287.7
20°	1544.8	1520.3	1473.4	1483.6	1544.8	1634.6	1653.0	1550.9	1448.9	1420.3
22.5°	1638.7	1518.3	1424.4	1416.2	1495.8	1648.9	1765.2	1712.1	1606.0	1589.7
25°	1777.4	1548.9	1404.0	1387.7	1457.0	1663.2	1879.5	1881.5	1797.8	1767.2
27.5°	1912.1	1597.9	1401.9	1385.6	1457.0	1681.5	1957.0	2048.8	1961.1	1928.4
30°	1989.7	1655.0	1434.6	1404.0	1483.6	1697.8	2008.0	2181.5	2103.9	2075.4
32.5°	2061.1	1716.2	1469.3	1432.6	1534.6	1742.7	2055.0	2301.9	2234.5	2199.9
35°	2120.3	1787.6	1534.6	1477.5	1610.1	1808.0	2112.1	2434.5	2391.7	2348.8
37.5°	2177.4	1859.1	1626.4	1593.8	1736.6	1901.9	2187.6	2573.3	2593.7	2550.9
40°	2259.0	1940.7	1783.6	1757.0	1922.3	2044.8	2279.4	2712.1	2779.4	2732.5
42.5°	2336.6	2044.8	1942.7	1967.2	2146.8	2210.1	2383.5	2838.6	2914.1	2893.7
45°	2408.0	2173.3	2173.3	2232.5	2389.6	2391.7	2463.1	2926.3	3005.9	2995.7
47.5°	2501.9	2332.5	2412.1	2575.3	2659.0	2548.8	2548.8	3010.0	3118.2	3089.6
50°	2593.7	2544.7	2728.4	2877.4	2950.8	2738.6	2636.6	3122.2	3250.8	3226.3
52.5°	2693.7	2750.8	3024.3	3171.2	3214.1	2954.9	2769.2	3234.5	3399.8	3399.8
55°	2854.9	2926.3	3336.5	3459.0	3520.2	3134.5	2938.6	3393.7	3581.4	3591.6
57.5°	3020.2	3095.7	3512.0	3667.1	3746.7	3399.8	3156.9	3605.9	3710.0	3707.9
60°	3193.7	3273.3	3648.7	3801.8	3918.1	3671.2	3416.1	3799.7	3771.2	3750.8
62.5°	3407.9	3407.9	3699.8	3771.2	3912.0	3842.6	3707.9	3909.9	3793.6	3746.7
65°	3512.0	3479.4	3552.8	3499.8	3661.0	3793.6	3930.4	3914.0	3714.0	3636.5
67.5°	3456.9	3259.0	3132.4	3052.9	3087.5	3316.1	3832.4	3720.2	3391.6	3332.4
70°	3079.4	2605.9	2487.6	2361.1	2293.7	2530.4	3312.0	3285.5	2885.5	2830.4
72.5°	2510.0	1881.5	1595.8	1724.4	1659.1	1926.4	2714.1	2318.2	1893.8	1844.8
75°	2083.5	1399.9	1040.7	1042.8	1053.0	1265.2	1983.5	1377.5	1040.7	1004.0
77.5°	1508.1	985.6	840.8	753.0	761.2	808.1	1032.6	587.7	479.6	434.7
80°	920.3	610.2	679.5	604.0	583.6	448.9	444.9	85.7	57.1	57.1
82.5°	502.0	387.7	361.2	130.6	202.0	244.9	202.0	4.1	2.0	2.0
85°	255.1	155.1	73.5	22.4	26.5	22.4	4.1	0.0	0.0	0.0
87.5°	8.2	6.1	6.1	4.1	4.1	2.0	2.0	0.0	0.0	0.0
90°	0.0	0.0	0.0	0.0	0.0	0.0	0.0	0.0	0.0	0.0

Cooper Lighting Solutions Photometric Lab
1121 Highway 74 South
Peachtree City, GA 30269



LM-79-2019: Approved Method: Electrical and Photometric Measurements of Solid-State Lighting Products

Report Prepared for

Cooper Lighting Solutions

MCGRAW EDISON

Report Number: SP1-2408-195-9

Test Date: 08/07/2024

Luminaire Tested: GALN-SB1A-830-U-5WQ

Data in this report applies to families of products including GALN-SB1A-830-U-5WQ.

Test Information

Test Method: LM-79-2019
 Report Number: SP1-2408-195-9
 Test Lab: COOPER LIGHTING SOLUTIONS
 Photometer: SP1 - 76IN SPHERE
 Measurement Geometry: 4π
 Issue Date: 08/07/2024
 Manufacturer: COOPER LIGHTING SOLUTIONS
 Product Line: MCGRAW EDISON
 Catalog Number: **GALN-SB1A-830-U-5WQ**
 Description: GALLEON AREA AND ROADWAY LUMINAIRE. (1) 80 CRI, 3000K, 350MA HIGH DENSITY LIGHTSQUARE WITH 26 LEDS AND TYPE V WIDE OPTICS

Spectral Parameters

CCT (K): 3050
 CIE u': 0.2476
 CIE v': 0.5251
 Duv: 0.0034
 CIE x: 0.4383
 CIE y: 0.4131
 CIE z: 0.1487
 Peak Wavelength (nm): 603
 Dominant Wavelength (nm): 581
 Purity: 55.55201
 Rf: 81.5
 Rg: 99.2

CRI (Ra):	81.0		
R1:	79.6	R9:	7.1
R2:	85.6	R10:	67.0
R3:	92.0	R11:	82.7
R4:	82.6	R12:	63.2
R5:	78.9	R13:	80.3
R6:	81.7	R14:	95.0
R7:	85.2	R15:	71.7
R8:	62.0		



Test Conditions

Stabilization Time: 20M
 Operation Time: 1H 20M
 Sphere Temperature (°C): 24.2

REPORT NUMBER: SP1-2408-195-9

Measurement and Test Equipment			
Instrument	Identification Number	Calibration Date	Calibration Due Date
Photometer	IN0058	6/18/2024	12/18/2024
Power Meter	INXT2011004	2/8/2024	2/8/2025
AC Power Source	IN0063	10/24/2023	10/24/2024
DC Power Source	IN0208	10/24/2023	10/24/2024
Sphere Thermometer	IN0085	10/24/2023	10/24/2024
Room Thermometer	IN0046	10/24/2023	10/24/2024

REPORT NUMBER: SP1-2408-195-9

CIE 1931 Chromaticity Diagram



CIE 1931 Chromaticity Diagram with 2017 ANSI 7-Step and 4-Step Quadrangles



Point lies inside the ANSI 3000K 4-step quadrangle

REPORT NUMBER: SP1-2408-195-9

Photopic Flux vs. Wavelength

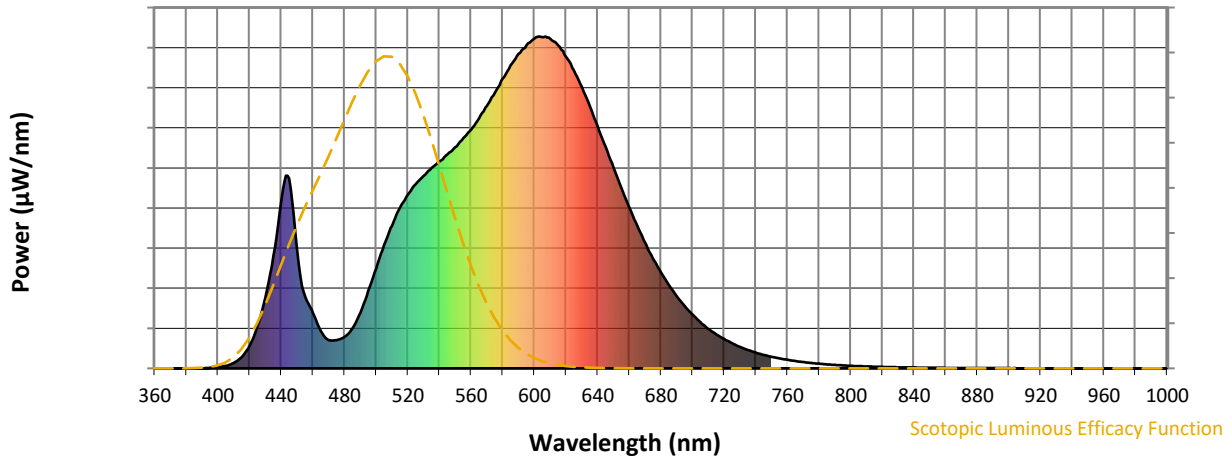


Photopic Lumens: NR

λ (nm)	Power W [^] /nm	Lumens (ϕ /nm)	λ (nm)	Power W [^] /nm	Lumens (ϕ /nm)	λ (nm)	Power W [^] /nm	Lumens (ϕ /nm)	λ (nm)	Power W [^] /nm	Lumens (ϕ /nm)	λ (nm)	Power W [^] /nm	Lumens (ϕ /nm)
360	0	NR	490	168	NR	620	940	NR	750	35	NR	880	1	NR
365	0	NR	495	233	NR	625	897	NR	755	30	NR	885	1	NR
370	0	NR	500	300	NR	630	847	NR	760	26	NR	890	1	NR
375	0	NR	505	372	NR	635	790	NR	765	22	NR	895	1	NR
380	0	NR	510	430	NR	640	730	NR	770	19	NR	900	1	NR
385	0	NR	515	483	NR	645	668	NR	775	16	NR	905	1	NR
390	0	NR	520	524	NR	650	605	NR	780	14	NR	910	0	NR
395	2	NR	525	555	NR	655	545	NR	785	12	NR	915	0	NR
400	4	NR	530	581	NR	660	485	NR	790	10	NR	920	0	NR
405	7	NR	535	604	NR	665	430	NR	795	9	NR	925	0	NR
410	17	NR	540	623	NR	670	378	NR	800	8	NR	930	0	NR
415	34	NR	545	645	NR	675	331	NR	805	7	NR	935	0	NR
420	68	NR	550	667	NR	680	290	NR	810	6	NR	940	0	NR
425	128	NR	555	693	NR	685	251	NR	815	5	NR	945	0	NR
430	214	NR	560	719	NR	690	218	NR	820	4	NR	950	0	NR
435	339	NR	565	754	NR	695	188	NR	825	4	NR	955	0	NR
440	507	NR	570	791	NR	700	162	NR	830	3	NR	960	0	NR
445	573	NR	575	830	NR	705	139	NR	835	3	NR	965	0	NR
450	356	NR	580	873	NR	710	119	NR	840	3	NR	970	0	NR
455	217	NR	585	913	NR	715	102	NR	845	2	NR	975	0	NR
460	168	NR	590	948	NR	720	88	NR	850	2	NR	980	0	NR
465	113	NR	595	974	NR	725	76	NR	855	2	NR	985	0	NR
470	85	NR	600	994	NR	730	65	NR	860	1	NR	990	0	NR
475	85	NR	605	998	NR	735	55	NR	865	1	NR	995	0	NR
480	94	NR	610	994	NR	740	47	NR	870	1	NR	1000	0	NR
485	120	NR	615	973	NR	745	41	NR	875	1	NR			

REPORT NUMBER: SP1-2408-195-9

Scotopic Flux vs. Wavelength



Scotopic Lumens: NR

S/P: 1.27

λ (nm)	Power W [^] /nm	Lumens (ϕ /nm)	λ (nm)	Power W [^] /nm	Lumens (ϕ /nm)	λ (nm)	Power W [^] /nm	Lumens (ϕ /nm)	λ (nm)	Power W [^] /nm	Lumens (ϕ /nm)	λ (nm)	Power W [^] /nm	Lumens (ϕ /nm)
360	0	NR	490	168	NR	620	940	NR	750	35	NR	880	1	NR
365	0	NR	495	233	NR	625	897	NR	755	30	NR	885	1	NR
370	0	NR	500	300	NR	630	847	NR	760	26	NR	890	1	NR
375	0	NR	505	372	NR	635	790	NR	765	22	NR	895	1	NR
380	0	NR	510	430	NR	640	730	NR	770	19	NR	900	1	NR
385	0	NR	515	483	NR	645	668	NR	775	16	NR	905	1	NR
390	0	NR	520	524	NR	650	605	NR	780	14	NR	910	0	NR
395	2	NR	525	555	NR	655	545	NR	785	12	NR	915	0	NR
400	4	NR	530	581	NR	660	485	NR	790	10	NR	920	0	NR
405	7	NR	535	604	NR	665	430	NR	795	9	NR	925	0	NR
410	17	NR	540	623	NR	670	378	NR	800	8	NR	930	0	NR
415	34	NR	545	645	NR	675	331	NR	805	7	NR	935	0	NR
420	68	NR	550	667	NR	680	290	NR	810	6	NR	940	0	NR
425	128	NR	555	693	NR	685	251	NR	815	5	NR	945	0	NR
430	214	NR	560	719	NR	690	218	NR	820	4	NR	950	0	NR
435	339	NR	565	754	NR	695	188	NR	825	4	NR	955	0	NR
440	507	NR	570	791	NR	700	162	NR	830	3	NR	960	0	NR
445	573	NR	575	830	NR	705	139	NR	835	3	NR	965	0	NR
450	356	NR	580	873	NR	710	119	NR	840	3	NR	970	0	NR
455	217	NR	585	913	NR	715	102	NR	845	2	NR	975	0	NR
460	168	NR	590	948	NR	720	88	NR	850	2	NR	980	0	NR
465	113	NR	595	974	NR	725	76	NR	855	2	NR	985	0	NR
470	85	NR	600	994	NR	730	65	NR	860	1	NR	990	0	NR
475	85	NR	605	998	NR	735	55	NR	865	1	NR	995	0	NR
480	94	NR	610	994	NR	740	47	NR	870	1	NR	1000	0	NR
485	120	NR	615	973	NR	745	41	NR	875	1	NR			

REPORT NUMBER: SP1-2408-195-9

Melanopic Flux vs. Wavelength



Melanopic Lumens: NR

M/P: 2.32

λ (nm)	Power W [^] /nm	Lumens (ϕ /nm)	λ (nm)	Power W [^] /nm	Lumens (ϕ /nm)	λ (nm)	Power W [^] /nm	Lumens (ϕ /nm)	λ (nm)	Power W [^] /nm	Lumens (ϕ /nm)	λ (nm)	Power W [^] /nm	Lumens (ϕ /nm)
360	0	NR	490	168	NR	620	940	NR	750	35	NR	880	1	NR
365	0	NR	495	233	NR	625	897	NR	755	30	NR	885	1	NR
370	0	NR	500	300	NR	630	847	NR	760	26	NR	890	1	NR
375	0	NR	505	372	NR	635	790	NR	765	22	NR	895	1	NR
380	0	NR	510	430	NR	640	730	NR	770	19	NR	900	1	NR
385	0	NR	515	483	NR	645	668	NR	775	16	NR	905	1	NR
390	0	NR	520	524	NR	650	605	NR	780	14	NR	910	0	NR
395	2	NR	525	555	NR	655	545	NR	785	12	NR	915	0	NR
400	4	NR	530	581	NR	660	485	NR	790	10	NR	920	0	NR
405	7	NR	535	604	NR	665	430	NR	795	9	NR	925	0	NR
410	17	NR	540	623	NR	670	378	NR	800	8	NR	930	0	NR
415	34	NR	545	645	NR	675	331	NR	805	7	NR	935	0	NR
420	68	NR	550	667	NR	680	290	NR	810	6	NR	940	0	NR
425	128	NR	555	693	NR	685	251	NR	815	5	NR	945	0	NR
430	214	NR	560	719	NR	690	218	NR	820	4	NR	950	0	NR
435	339	NR	565	754	NR	695	188	NR	825	4	NR	955	0	NR
440	507	NR	570	791	NR	700	162	NR	830	3	NR	960	0	NR
445	573	NR	575	830	NR	705	139	NR	835	3	NR	965	0	NR
450	356	NR	580	873	NR	710	119	NR	840	3	NR	970	0	NR
455	217	NR	585	913	NR	715	102	NR	845	2	NR	975	0	NR
460	168	NR	590	948	NR	720	88	NR	850	2	NR	980	0	NR
465	113	NR	595	974	NR	725	76	NR	855	2	NR	985	0	NR
470	85	NR	600	994	NR	730	65	NR	860	1	NR	990	0	NR
475	85	NR	605	998	NR	735	55	NR	865	1	NR	995	0	NR
480	94	NR	610	994	NR	740	47	NR	870	1	NR	1000	0	NR
485	120	NR	615	973	NR	745	41	NR	875	1	NR			

Summary

$R_f = 81.5$
 $R_g = 99.2$
 $CIE R_a = 81.0$
 $R_9 = 7.1$



Color Vector Graphics

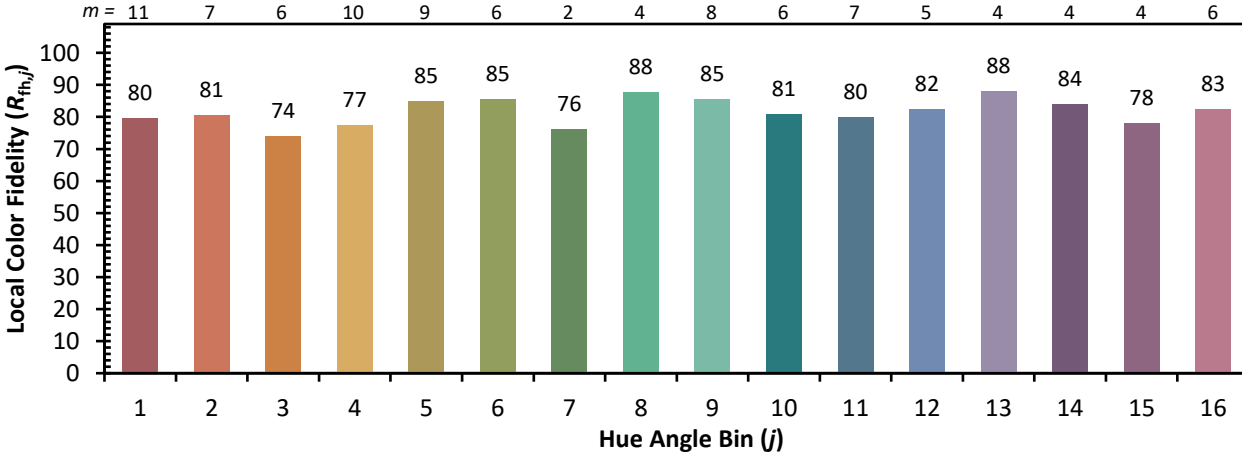


Individual Sample Fidelity Index ($R_{f,i}$)

CES01 = 86	CES26 = 74	CES51 = 89	CES76 = 70
CES02 = 63	CES27 = 88	CES52 = 92	CES77 = 86
CES03 = 31	CES28 = 89	CES53 = 81	CES78 = 72
CES04 = 70	CES29 = 67	CES54 = 87	CES79 = 90
CES05 = 50	CES30 = 68	CES55 = 85	CES80 = 88
CES06 = 51	CES31 = 71	CES56 = 78	CES81 = 78
CES07 = 42	CES32 = 70	CES57 = 76	CES82 = 95
CES08 = 41	CES33 = 71	CES58 = 78	CES83 = 90
CES09 = 29	CES34 = 82	CES59 = 92	CES84 = 94
CES10 = 76	CES35 = 90	CES60 = 95	CES85 = 86
CES11 = 59	CES36 = 93	CES61 = 93	CES86 = 72
CES12 = 65	CES37 = 87	CES62 = 83	CES87 = 85
CES13 = 43	CES38 = 75	CES63 = 77	CES88 = 83
CES14 = 74	CES39 = 94	CES64 = 83	CES89 = 75
CES15 = 71	CES40 = 89	CES65 = 77	CES90 = 81
CES16 = 47	CES41 = 85	CES66 = 80	CES91 = 96
CES17 = 50	CES42 = 86	CES67 = 79	CES92 = 73
CES18 = 56	CES43 = 81	CES68 = 84	CES93 = 84
CES19 = 72	CES44 = 99	CES69 = 91	CES94 = 64
CES20 = 66	CES45 = 87	CES70 = 78	CES95 = 80
CES21 = 87	CES46 = 82	CES71 = 76	CES96 = 84
CES22 = 79	CES47 = 77	CES72 = 92	CES97 = 87
CES23 = 92	CES48 = 71	CES73 = 71	CES98 = 81
CES24 = 91	CES49 = 81	CES74 = 93	CES99 = 74
CES25 = 72	CES50 = 89	CES75 = 74	



Color Rendition by Hue-Angle Bin



Measure Comparisons



(END OF REPORT)